



GAME RULES



2x AAA Batteries Required

PACK INCLUDES:

- 12x Scoops
- 2x Difficulty Level Base Scoops
- 1x Cone
- 1x Cone stand
- 1x Scooper with Spinner
- 1x Instruction Manual

AGES
4+

2-4
PLAYERS

15'
TIME




YUZU

OBJECTIVES

Take turns stacking scoops on Oops, the ice cream cone. As the scoops stack up, the tower gets more wobbly. Stack the tallest tower of scoops and win the game. Don't let any of the scoops fall or you are out.




SET UP



2x AAA batteries required

ASSEMBLY



Take one of the 2 blue base scoops and place it on the top of the cone (4).

Line up the 4 poles at the bottom of the scoop with the 4 place holders at the top of the cone and firmly snap into place (5).


2 Difficulty Levels:

Choose 1 of the 2 BLUE base scoops to determine the difficulty level of the game:

- 1) Easy: Narrow Opening
- 2) Hard: Wide Opening




HOW TO SCOOP



Grab the scooper with the spinner facing up. Place on the top of a scoop. Press the lever on the right side of the scooper to lift up the scoop (6).

Carefully place the scoop on the top of the tower of scoops without causing the tower to topple over (7).

HOW TO PLAY



1. Choose 1 of the 2 BLUE base scoops and place on the top of the cone.
2. Turn on the cone by switching the power button on (8).
3. Youngest player 'spins' first by pressing the lever on

the scooper to activate the spinner (9).

4. Read the symbol on the spinner and perform the action.

Skip



Pass the scooper to the next player.

1 Scoop

1

Choose 1 scoop to grab with the scooper and stack it on the cone.

2 Scoops

2

Player must stack 2 scoops on top of the cone.

5. When the turn is over, the player passes the scooper to the next player.
6. Play continues until the tower of scoops topples over. The player who causes the tower to fall is then out of the game.
7. Start the game over with the remaining players until only one player is left who is ultimately the winner!

2 PLAY MODES



Using the Stand (Easier version)

The cone remains in the stand for the entire game. For each turn, the player presses the lever on the side of the scooper and then performs the action on the spinner. When their turn is over, they pass the scooper to the next player. Be careful, if the tower of scoops topples over during passing, the player who is passing the cone is out of the game.



Passing the Cone:

Players hold the cone when it is their turn. They spin the spinner on the scooper. After they perform the action on the spinner, they pass the cone to the next player. Be careful, if the tower of scoops topples over during passing, the player who is passing the cone is out of the game.

www.yulutoys.com
[@YULUTOYS](https://www.instagram.com/yulutoys)



Oops Scoops™ is a trademark of YULU®. © 2019 YULU International Ltd. All Rights Reserved. Trademarks and Patents pending. Manufactured by: YULU International Ltd. | Room 2104, 21/F, K. Wah Centre, 191 Java Road, North Point, Hong Kong. | www.yulutoys.com | support@yulutoys.com

Actual product and colours may vary.

WARNING! SMALL PARTS - CHOKING HAZARD. Not Suitable for children under 3 years.

Alkaline batteries recommended. Rechargeable batteries are only to be charged under adult supervision. Rechargeable batteries are to be removed from the toy before being charged. Non-rechargeable batteries must not be recharged. Do not mix old and new batteries. Do not mix alkaline, standard (carbon-zinc), or rechargeable batteries. Batteries should be replaced by an adult. Batteries must be inserted with the correct polarity. Exhausted batteries must be removed from product. The supply terminals must not be short-circuited. Batteries must be removed from the product when not in use. Do not dispose of batteries in a fire.



This symbol on the product or on its packaging indicates that this product shall not be treated as household waste. Instead it shall be handed over to the applicable take-back scheme for the recycling of electrical and electronic equipment.